







Fabric Care & Cleaning Instructions

General Information

100% Solution-Dyed Acrylic Fabrics:

Grades A+ and A Includes:     
Limited warranty: 5 years against fading

100% Solution-Dyed Polyester Fabrics:

Grade C (Our exclusive 4800 series) 
Limited warranty: 4 years against fading

MOST STAINS ON SOLUTION-DYED FABRICS CAN BE CLEANED UP WITH A MILD SOAP AND WATER SOLUTION. Solution-Dyed fabrics should be cleaned regularly before substances such as dirt, etc., are allowed to accumulate on and become embedded in the fabric. The fabric can be cleaned without being removed from the umbrella. Simply brush off any loose dirt, etc., clean with warm water (no more than 100° F) and a mild natural soap. Rinse thoroughly to remove soap. When using liquid detergent, it may be necessary to re-apply a water repellent treatment, such as 303 Hi Tech Fabric Guard. When washing or cleaning, DO NOT SUBJECT TO EXCESSIVE HEAT as the fabric will shrink. DO NOT STEAM PRESS OR DRY IN ELECTRIC OR GAS DRYERS. Allow fabric to air dry. In case Solution-Dyed fabrics are stored during the winter season, it should be cleaned, allowed to air dry and stored in a dry, well ventilated area. For stubborn stains, please see the stain cleaning chart for more specific cleaning instructions.

STAIN CLEANING CHART

STAINS

RECOMMENDED CLEANING SOLUTIONS

BEER	• liquid detergent, white vinegar
BERRY	• liquid detergent/ammonia (3-6% water)
BLOOD (dried)	• detergent/ammonia (3-6% water)
BUTTER	• volatile solvent (acetone)
CHARCOAL, PENCIL MARKS	• vacuum, then liquid detergent
CATSUP OR MUSTARD	• liquid detergent
CHEWING GUM	• volatile solvent (acetone)
CHOCOLATE	• liquid detergent, ammonia water
COFFEE	• detergent, white vinegar
	• volatile solvent (acetone)
COLA	• liquid detergent
CRAYON	• paint, oil or grease remover
EGG (raw)	• liquid detergent
GRAPE JUICE	• liquid detergent (water)
GRAVY	• liquid detergent
GREASE	• volatile solvent (acetone)
INK	• paint remover, volatile solvent (acetone), detergent
IRON RUST	• oxalic or citric acids, water
LIPSTICK	• paint, oil or grease remover
MASCARA	• paint remover, volatile solvent (acetone), detergent

STAINS

RECOMMENDED CLEANING SOLUTIONS

MILDEW	• 1/2 cup of bleach and 1/4 cup natural soap per gallon of water
MILK	• liquid detergent
NAIL POLISH	• volatile solvent (acetone)
OIL	• volatile solvent (acetone)
ORANGE DRINK	• liquid detergent, water
PAINT (latex) WET	• liquid detergent, water
PAINT (latex) DRIED	• paint, oil or grease remover
PAINT (oil or lacquer)	• paint, oil or grease remover
SHOE POLISH (liquid)	• volatile solvent (acetone)
SHOE POLISH (wax)	• apply heated iron over towel, volatile solvent (acetone)
SUNTAN LOTION	• Pine Power or pine oil detergent
TEA	• liquid detergent
TOMATO JUICE	• liquid detergent
TREE SAP	• turpentine, liquid detergent
URINE	• liquid detergent, white vinegar
VOMIT	• detergent, water, white vinegar
WATER COLOR	• liquid detergent, water, white vinegar
WAX (candle)	• apply heated iron over towel, volatile solvent (acetone)
WINE	• liquid detergent/ammonia (3-6% water), white vinegar

100% Solution-Dyed Soft Olefin Fabrics:

Grade D (Our exclusive Solefin®- 2400, 3400 and 3500 series)
Limited warranty: 2 years against fading

Solefin

To keep Solefin fabric looking fresh and new it should be washed periodically with detergent and water. Most stains can and should be cleaned up immediately after they occur. If, however, a spot or stain remains, clean with a solution of warm water and a mild detergent then rinse thoroughly. If necessary, apply laundry prewash, leave in for 10 minutes and then reapply warm water and detergent. After cleaning, always rinse thoroughly with water and allow to air dry. The fabric will dry quickly because it is a naturally water repellent material.